



MID FLORIDA
**Homeless
Coalition**
CITRUS, HERNANDO, LAKE & SUMTER COUNTIES

STRATEGIC PLAN

MISSION STATEMENT: Making homelessness “Rare, Brief and Non-Recurring” using the Housing First Model

- Goal 1: Increase Capacity
- Objective: Partnerships & Funding
- Goal 2: Systems Advocacy
- Objective: Education and Awareness
- Goal 3: Quality Assurance
- Objective: Data & Written Standards

— FL-520 - Citrus, Hernando, Lake, —
Sumter Counties CoC

CoC Ending Homelessness Meeting Friday, October 23, 2020 - 9:00 -10:00 AM

1. Call to Order Gloria Boone
2. Roll Call Paula Holtsclaw
3. Standing Committee Reports Melissa Simmes
 - Coordinated Access & MFIN Report B.E. Thompson
 - Veterans Committee Steve Smith
 - Performance Committee
4. MFHC Lead Agency Updates Barbara Wheeler & Tomi Steinruck
 - Current Funding
 - i. ESG-CV₁
 - ii. HUD CoC
 - CARES ACT Funding
 - COVID-19 Updates Tomi Steinruck
 - Updates By County Tomi Steinruck
5. Membership Input - *Gaps in service, ideas, etc.* Community Update
6. Next Meeting Date -, 2020
7. Adjourn

Call to Order, Roll Call



Standing Committee Reports

Coordinated Access System and Mid Florida Information Network Report



Coordinated Access



October Meeting Actions Needed

Motion: A motion was made to add to the CAS Manual that the Housing Locator will acknowledge enrollment or denial within three (3) business days of a referral, and the participant will be either enrolled or denied within seven (7) business days.

Motion by: Melissa Simmes on behalf of the committee



NEXT MEETING: MONDAY, November 9, 2020 10am-12pm.

Mid Florida Homeless Coalition, Inc.

Veterans' Committee

B.E. Thompson, Interim Chair



Next meeting of the Veterans' Committee is scheduled for November 12, 2020, at 1:30 p.m.

Veteran Inflow & Outflow

Inflow - the number of Veteran households who become homeless
Outflow - the number of Veteran households who become permanently housed

| County | | May 2020 | Jun 2020 | Jul 2020 | Aug 2020 | Sep 2020 |
|-----------------|---------------|----------|----------|----------|----------|----------|
| Citrus | Inflow | 1 HH | 2 HH | 2 HH | 1 HH | 2 HH |
| | Outflow to PH | 3 HH | 0 HH | 1 HH | 0 HH | 1 HH |
| Hernando | Inflow | 1 HH | 2 HH | 2 HH | 1 HH | 0 HH |
| | Outflow to PH | 1 HH | 1 HH | 0 HH | 1 HH | 0 HH |
| Lake | Inflow | 3 HH | 0 HH | 4 HH | 7 HH | 3 HH |
| | Outflow to PH | 1 HH | 3 HH | 1 HH | 0 HH | 1 HH |
| Sumter | Inflow | 0 HH | 0 HH | 0 HH | 0 HH | 0 HH |
| | Outflow to PH | 0 HH | 0 HH | 0 HH | 0 HH | 0 HH |
| Total | Inflow | 5 HH | 4 HH | 8 HH | 9 HH | 5 HH |
| | Outflow to PH | 5 HH | 4 HH | 2 HH | 1 HH | 2 HH |

Performance Committee

Steve Smith



If you don't have and cannot prove your data, then it's just another story.

SHOW ME THE MONEY - TANF

| Type | Organization | Grant Amount | Spent As Of 09/30/2020 | Balance | % Spent to Date |
|----------------------|--|--------------|---------------------------|--------------|--------------------|
| Financial Assistance | People Helping People (Hernando County) | \$8,184.65 | \$2,395.00 | \$5,789.65 | 29.24% |
| Case Management | | \$175.35 | \$49.20 | \$126.15 | |
| Financial Assistance | United Way of Citrus County | \$8,256.86 | \$1,136.00 | \$7,120.86 | 11.96% |
| Case Management | | \$1,243.14 | \$0.00 | \$1,243.14 | |
| Financial Assistance | United Way of Lake & Sumter | \$19,000.00 | \$4,650.00 | \$14,350.00 | 24.47% |
| Administration | MFHC | \$1,140.00 | \$437.34 | \$702.66 | 38.36% |
| | TANF TOTAL GRANT: | \$38,000.00 | \$8,667.54 | \$29,332.46 | 22.81% |
| | | | | GOAL: | 25.00% |

SHOW ME THE MONEY - EMERGENCY SOLUTIONS GRANT

| Type | Subgrantee | Grant Amount | Spent As Of 09/30/2020 | Balance | % Spent to Date |
|---|-----------------------------------|---------------------|---------------------------|---------------------|--------------------|
| RRH | St. Vincent de Paul CARES | \$156,955.50 | \$32,864.90 | \$124,090.60 | 20.97% |
| Administration | | \$1,969.55 | \$465.52 | \$1,504.03 | |
| RRH | United Way of Citrus County | \$44,624.50 | \$10,440.00 | \$34,184.50 | 23.16% |
| Administration | | \$446.25 | \$0.00 | \$446.25 | |
| Outreach | Mid Florida Homeless Coalition | \$40,000.00 | \$8,839.00 | \$31,161.00 | 22.51% |
| HMIS | | \$2,570.00 | \$1,038.24 | \$1,531.76 | |
| Admin | | \$10,434.20 | \$2,054.47 | \$8,379.73 | |
| EMERGENCY SOLUTIONS GRANT TOTAL: | | \$257,000.00 | \$55,702.13 | \$201,297.87 | 21.67% |
| | | | | GOAL: | 25.00% |

SHOW ME THE MONEY - CHALLENGE GRANT

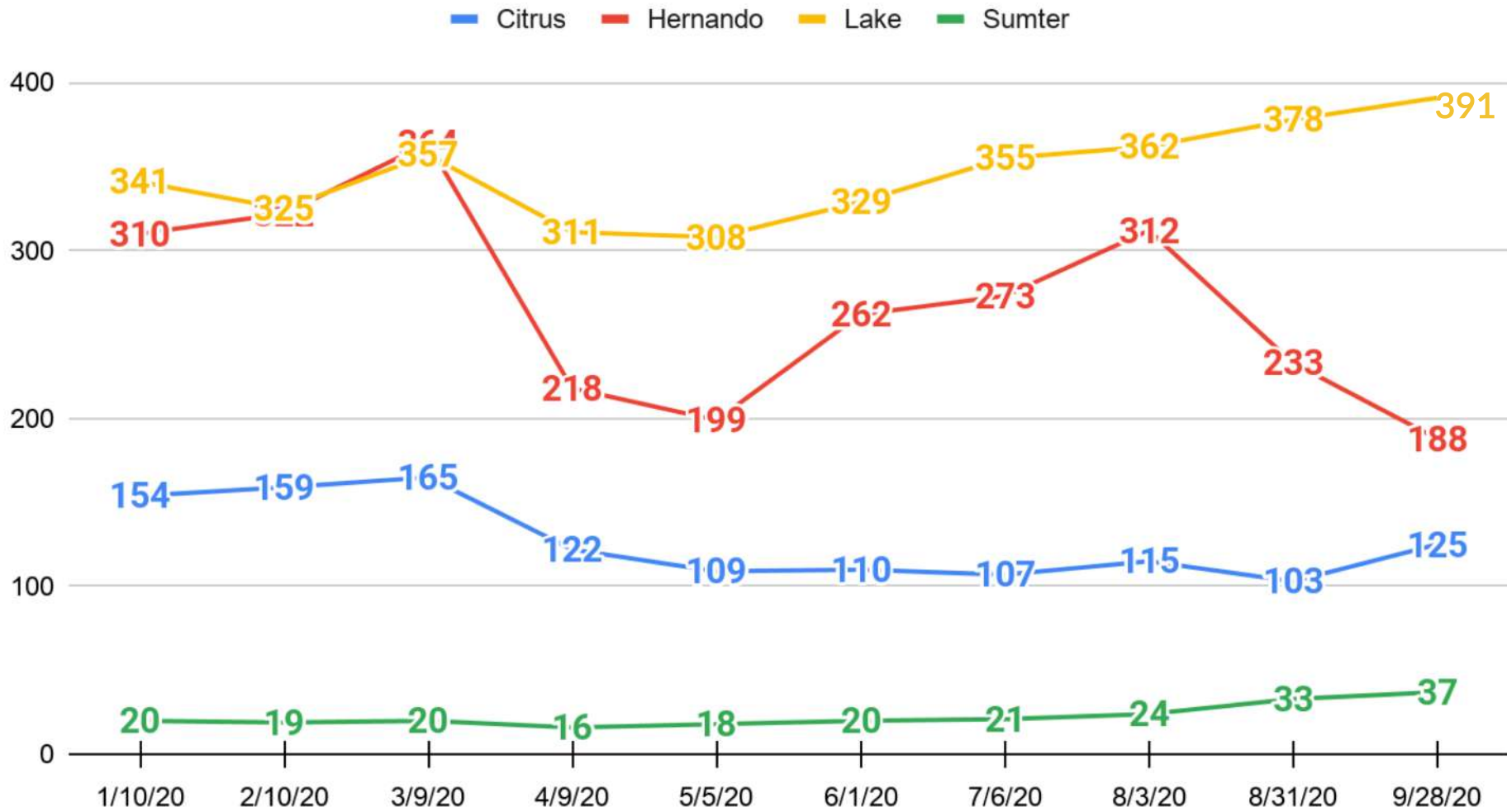
| Organization | Grant Amount | Spent As Of 09/30/2020 | Balance | % Spent to Date |
|-------------------------------|---------------------|---------------------------|--------------------|--------------------|
| Dawn Center | \$8,100.00 | \$3,346.45 | \$4,753.55 | 41.31% |
| MFHC - Coordinated Access | \$10,000.00 | \$802.51 | \$9,197.49 | 8.03% |
| MFHC - Housing Locator | \$40,320.32 | \$8,568.34 | \$31,751.98 | 21.25% |
| MFHC - Diversion | \$2,559.68 | \$0.00 | \$2,559.68 | 0.00% |
| St. Vincent de Paul CARES | \$28,780.00 | \$5,911.42 | \$22,868.58 | 20.54% |
| United Way of Citrus County | \$19,720.00 | \$4,633.00 | \$15,087.00 | 23.49% |
| Administration | \$9,520.00 | \$2,734.71 | \$8,626.82 | 28.73% |
| TOTAL CHALLENGE GRANT: | \$119,000.00 | \$25,996.43 | \$94,845.10 | 21.85% |
| | | | GOAL: | 25.00% |

SHOW ME THE MONEY - MATCH

| Grant | Organization | Match Required | Match as of 09/30/2020 | % of Match Submitted |
|----------------------------------|--------------------------------|---------------------|------------------------|----------------------|
| Challenge Grant | Dawn Center | \$8,100.00 | \$0.00 | 0.00% |
| | Mid Florida Homeless Coalition | \$60,756.68 | \$18,926.29 | 31.15% |
| | St. Vincent de Paul CARES | \$30,423.32 | \$34,282.69 | 112.69% |
| | United Way of Citrus County | \$19,720.00 | \$0.00 | 0.00% |
| | | \$119,000.00 | \$53,208.98 | 44.71% |
| Emergency Solutions Grant | Mid Florida Homeless Coalition | \$53,004.20 | \$20,725.41 | 39.10% |
| | St. Vincent de Paul CARES | \$158,925.05 | \$59,373.84 | 37.36% |
| | United Way of Citrus County | \$45,070.75 | \$0.00 | 0.00% |
| | | \$257,000.00 | \$80,099.25 | 31.17% |

By Name List of Homeless Households

Citrus, Hernando, Lake and Sumter



1/10/20 -
9/28/20



By Name List information as of 9/28/2020 9:00 a.m.

Mid Florida Homeless Coalition, Inc

Homeless Inflow & Outflow

Inflow - the number of households who become homeless
 Outflow - the number of households who become permanently housed

| County | 2020 | May | Jun | Jul | Aug | Sep |
|----------|---------------|-------|-------|-------|-------|-------|
| Citrus | Inflow | 7 HH | 10 HH | 18 HH | 13 HH | 22 HH |
| | Outflow to PH | 12 HH | 4 HH | 3 HH | 5 HH | 4 HH |
| Hernando | Inflow | 25 HH | 34 HH | 23 HH | 20 HH | 20 HH |
| | Outflow to PH | 3 HH | 4 HH | 2 HH | 7 HH | 4 HH |
| Lake | Inflow | 33 HH | 36 HH | 44 HH | 44 HH | 38 HH |
| | Outflow to PH | 4 HH | 7 HH | 8 HH | 3 HH | 6 HH |
| Sumter | Inflow | 13 HH | 6 HH | 8 HH | 9 HH | 6 HH |
| | Outflow to PH | 1 HH | 1 HH | 1 HH | 0 HH | 1 HH |

Homeless Inflow & Outflow

| Inflow - the number of households who become homeless Outflow - the number of households who become permanently housed | | | | | | |
|---|----------------------|-------|-------|--------|-----------|-------|
| 2020 | May | June | July | August | September | |
| Total | Inflow | 78 HH | 86 HH | 93 HH | 86 HH | 86 HH |
| | Outflow to PH | 20 HH | 16 HH | 14 HH | 15 HH | 15 HH |

September Incoming & Outgoing
Calls & Updates to BNL

303
updates



MFHC Lead Agency Update

Current Funding

- ◆ ESG-CV1
- ◆ HUD CoC

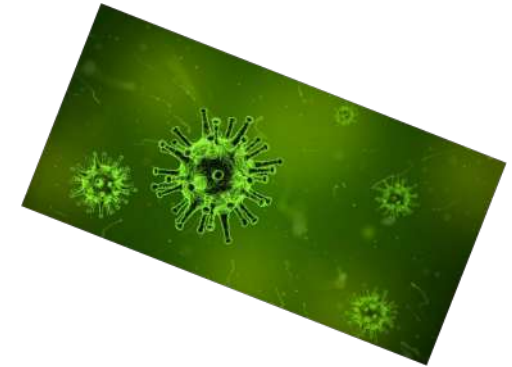
→ Hunger & Homelessness Awareness Week

→ Point-in-time Census ???????

CARES ACT Funding

COVID-19 Updates

Updates by County



Membership Type:

- Voting Member - Community Organization or Individual

MEMBERSHIP - Please complete an application in order to be able to vote!

Monthly Provider Meetings

| Activity | Organization | Area |
|------------------------------------|---|---|
| Citrus County Provider's Meeting | https://global.gotomeeting.com/join/855971285 (872) 240-3212 Access Code: 855-971-285 | 1st Tuesday of each month 10:15 - 11:45 a.m. |
| Hernando County Provider's Meeting | https://global.gotomeeting.com/join/855971285 (872) 240-3212 Access Code: 855-971-285 | 2nd Wednesday of each month - 8:15 - 9:45 a.m. |
| Lake County Provider's Meeting | https://global.gotomeeting.com/join/855971285 (872) 240-3212 Access Code: 855-971-285 | 3rd Wednesday of each month - 11:15 a.m. - 12:30 p.m. |

Hunger & Homelessness Awareness Week

Nov 15 - 22, 2020

| County | BOCC Meeting Date | Deadline to be listed in Proclamation |
|-----------------|-------------------|---------------------------------------|
| Citrus County | November 17, 2020 | Today |
| Hernando County | November 17, 2020 | November 3 |
| Lake County | November 10, 2020 | Proclamation Submitted |
| Sumter County | November 10, 2020 | October 27 |

MEMBERSHIP - Please complete an application in order to be able to vote!

Membership Type:

- Voting Member - Community Organization or Individual**

Business or Organization Name:

Contact Name: _____

Address: _____

Contact Number: _____

Email: _____

Membership Type:

- Voting Member – Supporting Organization or Individual**

\$3.00 - Low Income Individual ~ Student

\$25.00 – Individual


\$100.00 - Non-Profit Organization as recognized by the IRS

\$100.00 – Government

\$125.00 – Corporate



Membership Input – *Gaps in Service, Ideas, etc.*



Next CoC Ending Homelessness Meeting

, 2020 - 9:00 - 10:00 a.m.



ABBREVIATIONS & ACRONYMS

- BY-NAME-LIST - List of all the persons who are literally homeless
- CDBG - Community Development Block Grant
- EF&SP - Emergency Food and Shelter Program
- ESG - Emergency Solutions Grant
- HH - HOUSEHOLD - a household can be one person or more than one person
- HPG - HOMELESS PREVENTION GRANT - Name given to TANF funding by DCF under State Statute
- RRH - RAPID RE-HOUSING
- SPDAT- SERVICE PRIORITIZATION DECISION ASSISTANCE TOOL
- PSH - PERMANENT SUPPORTIVE HOUSING
- TANF - TEMPORARY ASSISTANCE NEEDY FAMILIES
- VI-SPDAT - VULNERABILITY INDEX SERVICE PRIORITIZATION DECISION ASSISTANCE TOOL
- VI-SPDAT-HP- VULNERABILITY INDEX SERVICE PRIORITIZATION DECISION ASSISTANCE TOOL - HOMELESS PREVENTION

Thank you,

Mid Florida Homeless Coalition, Inc.

104 E Dampier Street

Inverness, FL 34450

352.860.2308
