



MID FLORIDA

**Homeless  
Coalition**

CITRUS, HERNANDO, LAKE & SUMTER COUNTIES

## **STRATEGIC PLAN**

**MISSION STATEMENT: Making homelessness “Rare, Brief and Non-Recurring” using the Housing First Model**

- Goal 1: Increase Capacity
- Goal 2: Systems Advocacy
- Goal 3: Quality Assurance
- Objective: Partnerships & Funding
- Objective: Education and Awareness
- Objective: Data & Written Standards

**FL-520 - Citrus, Hernando,  
Lake, Sumter Counties CoC**

<b>Referrals - ESG &amp; Challenge RRH/HP</b> <i>May - June 2020</i>	<b>St. Vincent de Paul</b>	<b>United Way of Citrus County</b>
Total # Referred	1	17
# Referred - Pending	0	2
# Referred - In Process	0	0
# Accepted	1	6
Average time Pending before Accepted	4 days	12 days
# Denied	0	9
Average time Pending before Denial	n/a	13 days

<b>Referrals - ESG &amp; Challenge RRH/HP</b> <i>July 2019 - June 2020</i>	<b>St. Vincent de Paul</b>	<b>United Way of Citrus County</b>
Total # Referred	36	58
# Referred - Pending	0	2
# Referred - In Process	0	0
# Accepted	28	21
Average time Pending before Accepted	5 days	8.5 days
# Denied	8	35
Average time Pending before Denial	11 days	8 days

<b>Referrals - HUD CoC</b> <i>May - June 2020</i>	<b>Citrus County PSH</b>	<b>Lake County PSH</b>	<b>Hope House PSH</b>	<b>UWCC RRH</b>
<b>Total # Referred</b>	1	1	0	0
<b># Referred - Pending</b>	0	0	0	0
<b># Referred - In Process</b>	0	1 (37 days)	0	0
<b># Accepted</b>	1	0	0	0
<b>Average time Pending before Accepted</b>	21 days	n/a	n/a	n/a
<b># Denied</b>	0	0	0	0
<b>Average time Pending before Denied</b>	n/a	n/a	n/a	n/a

<b>Referrals - HUD CoC</b> <i>July 2019 - June 2020</i>	<b>Citrus County PSH</b>	<b>Lake County PSH</b>	<b>Hope House PSH</b>	<b>UWCC RRH</b>
<b>Total # Referred</b>	<b>2</b>	<b>4</b>	<b>7</b>	<b>13</b>
<b># Referred - Pending</b>	<b>0</b>	<b>1</b>	<b>0</b>	<b>1</b>
<b># Referred - In Process</b>	<b>0</b>	<b>1</b>	<b>1</b>	<b>0</b>
<b># Accepted</b>	<b>2</b>	<b>2</b>	<b>4</b>	<b>4</b>
<b>Average time Pending before Accepted</b>	<b>58 days</b>	<b>2.5 days</b>	<b>3 days</b>	<b>4 days</b>
<b># Denied</b>	<b>0</b>	<b>0</b>	<b>2</b>	<b>8</b>
<b>Average time Pending before Denied</b>	<b>n/a</b>	<b>n/a</b>	<b>2.5 days</b>	<b>12 days</b>

<b>Referrals to Coordinated Access &amp; Housing Locator</b> <i>May - June 2020</i>	<b>VI-SPDAT</b>	<b>SPDAT</b>	<b>Housing Locator</b>
Total # Referred	43	19	6
# Referred - Pending	0	0	1
# Referred - In Process	0	0	0
# Accepted	24	8	4
Average time Pending before Accepted	6 days	6 days	9 days
# Denied	19	11	1
Average time Pending/In Process before Denial	5 days	6 days	0 days

<b>Referrals to Coordinated Access &amp; Housing Locator</b> <i>July 2019 - June 2020</i>	<b>VI-SPDAT</b>	<b>SPDAT</b>	<b>Housing Locator</b>
Total # Referred	153	26	27
# Referred - Pending	0	0	0
# Referred - In Process	0	0	1
# Accepted	65	7	18
Average time Pending before Accepted	6 days	8 days	6 days
# Denied	88	19	8
Average time Pending/In Process before Denial	7 days	8 days	3.5 days

<b>Reasons for Denial</b> <i>July 2019 - June 2020</i>	<b>SVDP CARES RRH/HP</b>	<b>United Way of Citrus County RRH/HP</b>	<b>MFHC Housing Locator</b>	<b>MFHC VI-SPDAT</b>	<b>MFHC SPDAT</b>
Lack of Eligibility	2	4	3	2	6
Self-Resolved	0	1	0	12	0
Referral Time Expired	0	0	1	44	9
Other	1	3	0	1	1
Did Not Call / Did Not Show	5	7	0	5	1
Refused Services	1	6	0	4	0
Needs Could Not Be Met	1	0	0	0	0
Deceased	0	1	0	0	0



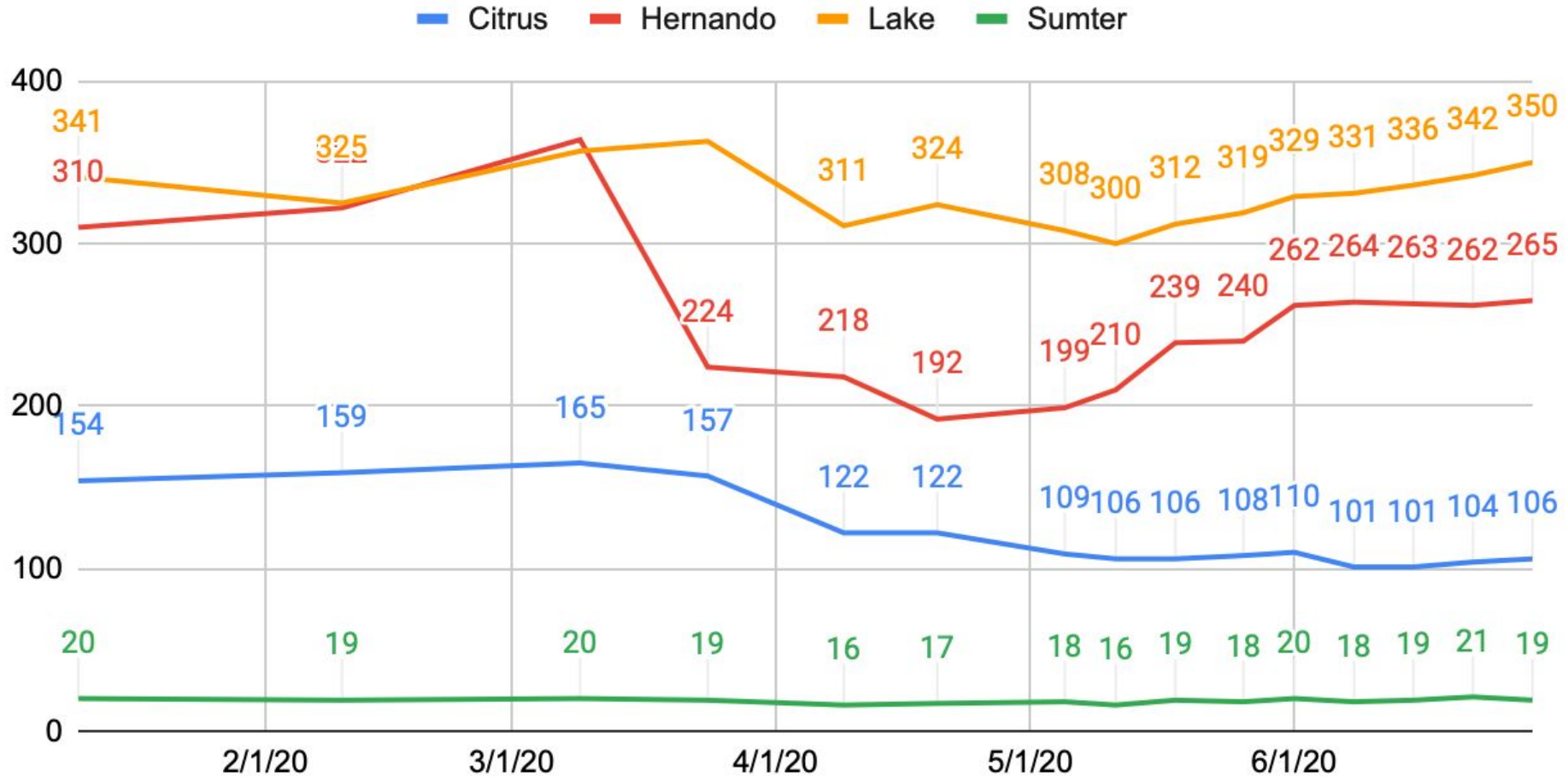
<b>Reasons for Denial</b> <i>July 2019 - June 2020</i>	<b>SVDP CARES RRH/HP</b>	<b>United Way of Citrus County RRH/HP</b>	<b>MFHC Housing Locator</b>	<b>MFHC VI-SPDAT</b>	<b>MFHC SPDAT</b>
Client Refused IHO*	0	7	1	0	0
Client Not Accepted for IHO*	0	3	1	0	0
IHO* No Longer Available	0	2	0	0	0
Out of Jurisdiction	0	1	0	8	1
Previously Received Assessment	n/a	n/a	n/a	12	0
Full Capacity / No Availability	0	0	2	0	0

\* IHO - Identified Housing Opportunity

## Assessments Completed within the CoC

Assessment Type	May-June 2020	July 2019 - June 2020
VI-SPDATs by Others (in HMIS)	31	230
VI-SPDATs by MFHC staff	48	212
SPDATs	0	152
PR-VI-SPDATs	13	92
JD-VI-SPDATs	0	10
Initial Assessments by MFHC	142	577
COVID-19 Assessments by MFHC	44	44

# Citrus, Hernando, Lake and Sumter - 1/10/20 - 6/29/20



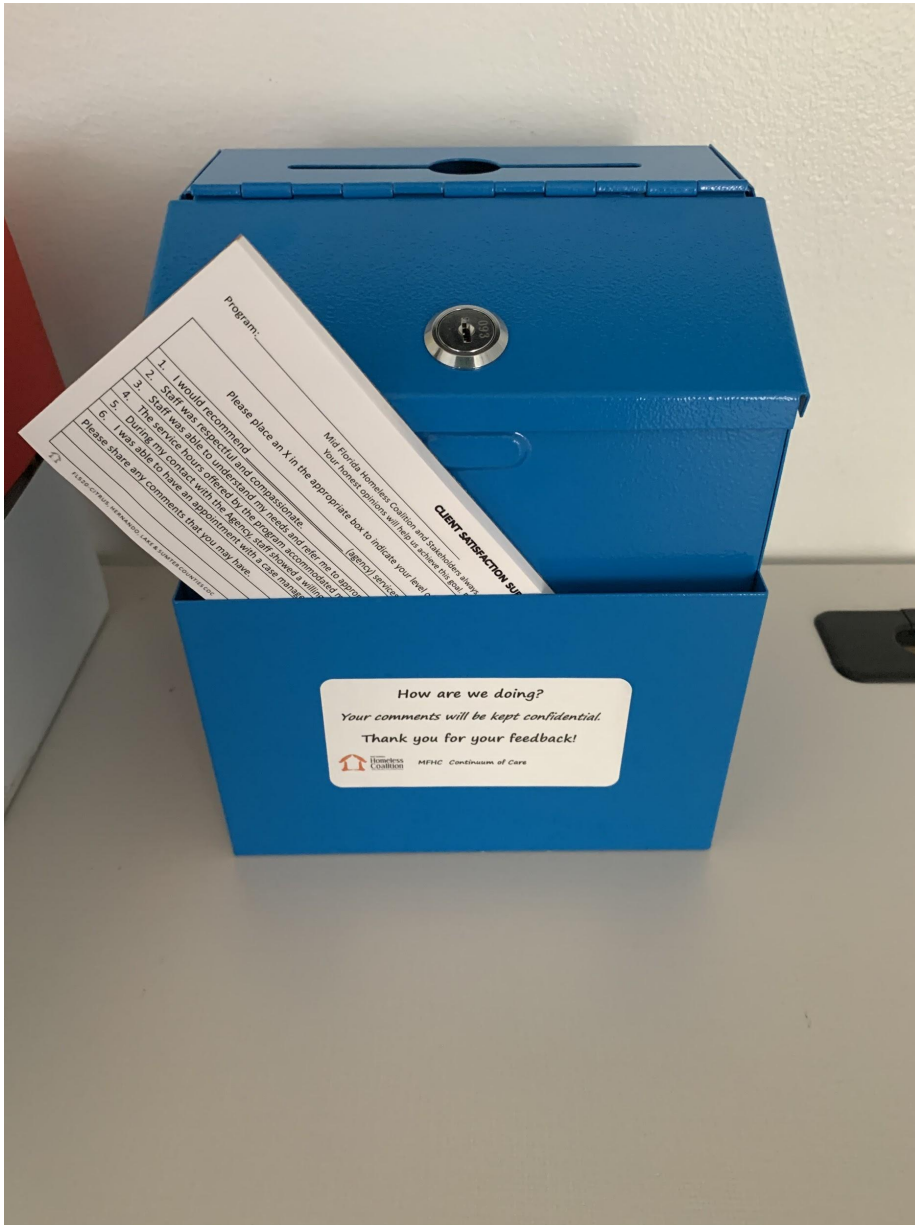
MFHC Coordinated Access - By Name List Households Assessed					June 29, 2020	
	Total Households	% of Total BNL	Unsheltered Households	Individual Households	Family Households	Total Persons
Citrus	61	58%	51	50	11	97
Hernando	62	23%	50	43	19	127
Lake	131	37%	119	107	24	203
Sumter	16	84%	16	10	6	33
<b>Total</b>	<b>270</b>	<b>36%</b>	<b>236</b>	<b>210</b>	<b>60</b>	<b>460</b>

# MFIN Policies & Procedures

Policies & Procedures for MFIN need to be evaluated on an annual basis.


Over the next month MFHC will be evaluating the current policies & procedures to see what might need to be updated as our CAS policies change throughout the year, as well as any additional HUD HMIS standards that may have changed.

# CAS Survey



They're  
done!

Now  
what?



# CAS Surveys

Boxes & Surveys need to be at every step of the process.

What are the steps?

Who needs a box?

How are we getting the boxes to those who need them?

What is the plan for those who have already been assessed in this last year?

Those assessed, referred, housed, etc...

We can't evaluate our system without data.

We can't get data without getting these surveys out.